




# RENZ Intelligent Parcelbox Solution

## QUICK START GUIDE – Setup & Online Shopping

### Download the mobile app & login

#### STEP 1

Download the myRENZbox app



Search for "Myrenzbox" in either the App Store for IOS mobile devices or Google Play Store for Android mobile devices

#### STEP 2

Login with your username and password



You will be asked to enter a new password when you first register.

Note: for ease of operation you can remain logged in to the app but for security and to protect access to your account please log out

### How to create a one time delivery PIN - for online shopping parcel delivery to myRENZbox

#### STEP 3

Select Manage PINS



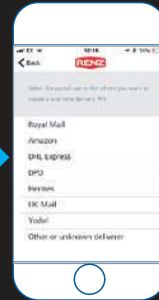
#### STEP 4

Create a one time delivery PIN



#### STEP 5

Select Other for online orders



#### STEP 5

Add the 6 digit delivery PIN to your delivery address to online orders



**ALWAYS REMEMBER:** To add your delivery PIN at checkout when shopping online



Note: Either add the myrenzbox delivery PIN to special instructions in the checkout page or include it as part of the delivery address

Repeat these 4 steps every time you purchase an item online

[www.safetyletterbox.com](http://www.safetyletterbox.com)



For further information please visit  
<https://safetyletterbox.com/parcel-boxes/>  
or scan this QR Code




# RENZ Intelligent Parcelbox Solution

## QUICK START GUIDE – Parcel Collection

### Method 1: Using the myRENZapp

**STEP 1**  
Open the  
myRENZbox app



**STEP 2**  
Select Pickup



**STEP 3**  
The compartments  
with your parcels  
will open  
automatically



Less than 5 meters

Note:  
The Authentic & Pick up buttons will only be activated when in close proximity to the parcel locker (less than 5 metres)

\*Troubleshooting: If the Authentic & Pick up buttons remain greyed out when in close proximity to the parcel station, then double click on the app, swipe to close, and reopen the app.

### Method 2: Using your six digit Collection PIN code

**STEP 1**  
Select Resident



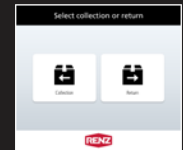
**STEP 2**  
Select Login with PIN



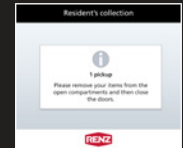
**STEP 3**  
Enter your 6 digit  
collection PIN & login



**STEP 4**  
Select collection  
or return



**STEP 5**  
Remove your parcel(s)  
& close all doors



**STEP 6**  
Display screen  
confirms collection

